


Pwm output voltage inverter can adjust frequency





Overview

The Pulse Width Modulated (PWM) inverter offers the ability to change both the magnitude of the voltage and the frequency using a fixed DC voltage as the input. What is a PWM inverter?

It also highlights the evolution of PWM technology, including the impact of high-frequency switching and the introduction of IGBT devices on motor performance and insulation requirements. The Pulse Width Modulated (PWM) inverter offers the ability to change both the magnitude of the voltage and the frequency using a fixed DC voltage as the input.

What is pulse width modulation (PWM) for inverters?

The concept of Pulse Width Modulation (PWM) for inverters is described with analyses extended to different kinds of PWM strategies. Finally the presented battery or rectifier provides the dc supply to the inverter. The inverter is used to voltage. AC loads may require constant or adjustable voltage at their input terminals.

Why is PWM important in high-voltage inverters?

PWM enables precision in wave generation and power quality and provides efficient harmonic suppression. Through the modulation of the width of the voltage pulses, the desired AC waveforms in high-voltage inverters can be approximated for an efficient and smooth power flow to the loads.

How to control the output voltage of an inverter?

The fundamental magnitude of the output voltage from an inverter can be external control circuitry is required. The most efficient method of doing this is by Pulse Width Modulation (PWM) control used within the inverter. In this scheme the



Pwm output voltage inverter can adjust frequency



[Enhancing Inverter Performance with High-Frequency PWM ...](#)

In contrast, high-frequency PWM technology enhances output waveform quality and reduces system harmonics by increasing the carrier frequency, thereby optimizing the performance of ...

[Robust Optimal Control Design for Performance Enhancement of PWM](#)

PWM (pulse-width modulation) voltage source inverters are used in a wide range of AC power systems where the output voltage must be controlled to follow a sinusoidal reference ...




[Power Inverter vs. Frequency Inverter](#)

Jan 20, 2021 · The frequency converter can adjust the output power's voltage and frequency by controlling the on and off of the IGBT. It can provide the ...



[Mastering Inverter Switching Frequencies: A ...](#)

Apr 25, 2024 · Explore the intricate dance of inverter switching frequencies to optimize energy flow. Master the rhythms of power electronics with our ...



[Comparing Carrier-Based PWM Techniques in ...](#)

Jan 14, 2025 · This article explores the potential of carrier-based pulse width modulation techniques such as sawtooth, triangular, and sinusoidal, and ...



[Pulse Width Modulated Inverter , PWM Inverter](#)

1 day ago · The article discusses the functionality and advantages of Pulse Width Modulated (PWM) inverters, focusing on their ability to control voltage and frequency using intelligent ...



CHAPTER 2

Dec 22, 2023 · at desired output voltage and frequency. The dc power input to the inverter is obtained from an existing power supply network or from a rotating alternator through a rectifier ...





[Comparing Carrier-Based PWM Techniques in High-Voltage Inverters](#)

Jan 14, 2025 · This article explores the potential of carrier-based pulse width modulation techniques such as sawtooth, triangular, and sinusoidal, and examines how they directly ...



[Understanding Pulse Width Modulation ...](#)

Mar 19, 2025 · Pulse Width Modulation (PWM) is a versatile and widely-used technique for controlling electrical power in a variety of applications. PWM ...

[Pulse Width Modulation \(PWM\) Techniques](#)

Default DescriptionIntroduction A common control method in power electronics for managing the output voltage of converters, particularly DC/AC inverters, is pulse width modulation (PWM). ...



[Pulse Width Modulation \(PWM\) Inverter](#)

Oct 26, 2023 · Secondly, PWM inverters provide better control over output voltage and frequency, enabling precise control over motor speed in VFD ...



[Detailed Explanation of Pulse Width Modulation \(PWM\): ...](#)

Oct 23, 2024 · Switching power supplies adjust the output voltage by rapidly switching, and using PWM can effectively improve power efficiency. Compared to traditional linear power supplies, ...




[Pulse Width Modulation \(PWM\) Techniques](#)

Introduction A common control method in power electronics for managing the output voltage of converters, particularly DC/AC inverters, is pulse width modulation (PWM). The basic concept ...

[Pulse Width Modulated Inverter , PWM ...](#)

1 day ago · The article discusses the functionality and advantages of Pulse Width Modulated (PWM) inverters, focusing on their ability to control ...




[SG3525 module - PWM frequency and duty ...](#)

Oct 16, 2024 · Features:- Variable frequency by adjusting the 10k pot the frequency range is 40khz to 120khz Contains a constant voltage feedback ...



Pulse Width Modulation (PWM) Inverter

Oct 26, 2023 · Secondly, PWM inverters provide better control over output voltage and frequency, enabling precise control over motor speed in VFD applications. Despite these benefits, there ...



Pulse Width Modulated (PWM) Drives

Jun 14, 2016 · Power Conversion Unit The block diagram below shows the power conversion unit in Pulse Width Modulated (PWM) drives. In this type of drive, a diode bridge rectifier provides ...

FPGA-based variable modulation-indexed-SPWM generator architecture ...

Sep 1, 2020 · This paper proposes an FPGA-based high-frequency high-resolution digital variable-modulation-indexed sinusoidal-pulse-width-modulation (DVMI-SPWM) generator ...




What are the Types of Frequency Inverter?

Oct 22, 2023 · These frequency converters are typically used in low-power applications and high-frequency applications. Frequency inverters are ...



[Speed Control of Three-Phase Induction Motor with Variable Frequency](#)

Oct 18, 2024 · Learn how to effectively control the speed of three-phase induction motors using Variable Frequency Drives (VFDs) with Pulse Width Modulation (PWM) Voltage Source ...



[Lecture 19: Inverters, Part 3](#)

Feb 24, 2025 · The PWM half-bridge switches at f_{sw} (high frequency) while the unfolding half-bridge switches at (e.g.) f_{ref} (low frequency). So, in this case, it is desirable to optimize the ...

Vector Switching SVPWM Strategy With Spread Spectrum Modulation for PWM

Sep 3, 2025 · This article presents a vector switching SVPWM (VSSVPWM) strategy for three-level three-phase voltage source inverters, which can suppress harmonics near the pulsewidth ...



Contact Us

For catalog requests, pricing, or partnerships, please visit:
<https://llsolarenergy.co.za>



Scan QR Code for More Information



<https://llsolarenergy.co.za>